

CLA IS YOUR ASSOCIATION

A GUIDE TO THE BENEFITS OF YOUR MEMBERSHIP



WWW.CLA.ORG.UK



YOUR CLA MEMBERSHIP



At the CLA, we are passionate about protecting land and landscape for future generations.

Your land, property and business are valuable assets and the CLA is here to help you make the most of them. Whether you're a landowner, farmer or rural business owner – or even all three – the CLA is supporting you.

Through your CLA membership, you influence the Government's direction because we work hard to ensure decision-makers always take the needs of rural land, property and business owners into account, across pretty much every policy area.

Our national experts give you unprecedented access to the advice and knowledge you need to understand what you can and can't do with your land, how to make the most of it and how to avoid the pitfalls.

Membership also connects you with your local landowning and rural communities, providing a forum to discuss common issues, and to sell and source professional services and specialist products.

We can help cut your costs as well through selected services provided by trusted suppliers who share your values.

The CLA is the only organisation solely dedicated to promoting the interests of the rural economy, and the protection of land and property rights.

"I WANT TO SAY A BIG THANK YOU TO THE CLA, FOR THE EXCELLENT ADVICE AND GUIDANCE I RECEIVED. WHAT A FANTASTIC RETURN ON MY ANNUAL SUBSCRIPTION!"
CAMBRIDGESHIRE MEMBER



INFLUENCE

ABILITY TO INFLUENCE DECISION-MAKERS

The CLA gives you a persuasive and legitimate voice in the policy-making process, countering any arguments against landowners' rights. We influence decision-makers at national and local levels. We've been consistently successful in many areas, giving you the security, certainty and support you need.



We want to ensure you can make the most efficient and profitable use of your land, regardless of the number of acres you own. Our continual lobbying to defend your landowning rights delivers security for you and future generations.

The CLA's role is to make sure the interests of the rural economy are fully considered throughout the decision-making process, and our success is rooted in our members' experiences and knowledge of the issues.

Through this landowning expertise, we offer forward-thinking and practical, yet ambitious, solutions to the problems you face. And our style of lobbying – through constructive engagement with ministers and civil servants, and authoritative evidence – has proved highly influential.

The interests of the rural economy permeate most policy areas but we have to prioritise. Our current focus areas are:

- the need for a comprehensive domestic food, farming and environmental policy;
- new ways to fund the natural environment;
- fast, universal broadband for rural areas;
- less regulation for landlords owning rural property;
- a fairer compulsory purchase system;
- a simpler tax regime;
- financially viable woodland businesses;
- a planning system designed for rural communities;
- better management of water resources; and
- policies and infrastructure to support rural and farming businesses.

Our regular emails keep you up to date with our progress on these issues. And you can find our political briefings on the website.

Get involved

CLA policy is driven by members for members. The more information you give us, the more we can represent your views. You can talk to your regional committee members or your regional office. You can respond to our surveys. You can also contact the public affairs team directly.

It doesn't matter how you give us your views and information, just make sure you do. That, after all, is the source of the CLA's strength and therefore success.



"I AM IMPRESSED AT THE LEVEL OF EXPERTISE, ENGAGEMENT AND LEADERSHIP THE CLA IS DEMONSTRATING."
HAMPSHIRE MEMBER



KNOWLEDGE

INSIGHT ON ISSUES THAT AFFECT YOUR LAND AND BUSINESS

Membership of the CLA means you have access to the best information on developments covering rural issues. Our unique networks and wide-ranging relationships with policy-makers give us the inside track. And we are very careful to pass on that valuable knowledge and insights to you.



The CLA's reliable, topical and timely information gives you the best knowledge.

Our indispensable communications help you to:

- be aware of your rights and obligations as a rural landowner;
- get new ideas for generating income from your land;
- learn technical details relating to landownership;
- keep up to date with changes in legislation that affect you;
- gain insight on landowning and rural business issues; and
- protect your land, now and for future generations.

We provide information in various ways.

Monthly magazine

You will find inspiration, guidance and analysis of key issues in the CLA's monthly magazine *Land & Business*. You can also learn from other members' experiences through special features.

Informative website

Source general advice and information from our website, read our research and reports, and find out about campaigns and events near you.

Regular emails

Our exclusive weekly updates summarise political news and highlight what the CLA is doing on your behalf. They alert you to changing legislation, with advice and links to relevant websites.

CLA Guidance Notes

Written by CLA advisers, the CLA Guidance Notes make complex changes in legislation easier to digest; they cover exactly what has changed, and why, and what you need to do. Available to Landowning, Business and Professional members.

CLA Advisory Handbooks

Our handbooks provide cost-effective, valuable knowledge on a range of technical issues. They are available on subscription and at a discount to Landowning, Business and Professional members.

National conferences

Every year, we bring together leading names from the landowning, farming and business sectors to address the major issues of the day. These are the best events on the calendar to learn all about the future of rural business and land management.



"I CANNOT THANK YOU ENOUGH FOR ALL YOUR HELP AND INFORMATION. IT GIVES ME A LOT OF CONFIDENCE KNOWING THAT I HAVE THE STRENGTH OF ALL YOUR KNOWLEDGE AND EXPERIENCE BEHIND ME."
DEVON MEMBER



ADVICE

EXPERT GUIDANCE TO HELP MANAGE YOUR LAND AND BUSINESS

Our professional advisers provide high-quality advice, along with practical solutions to help with issues you are facing. And unlimited, tailored advice from the CLA Advisory Service is available depending on your membership category.



The CLA can help you understand the wide range of issues that may affect you – whether you own 5 acres, 500 or 5,000, and whatever the size or nature of your business.

As a landowner, our specialist advice will allow you to make the most of your land and property – whether you make a living from your land or simply own it for pleasure. As part of the CLA Advisory Service (depending on your membership category), you and your advisers – land agents, lawyers and accountants – can consult our in-house experts to establish both the latest best practice and the most recent legal thinking and case law. It saves you considerable amounts of time and, more importantly, professional fees. Vitally important, this is impartial advice aimed at achieving an early resolution. The CLA has only your interests at heart.

If you are a professional working in the rural community, our technical advice can help you provide a more effective and cost-efficient service by complementing your own expertise.

If you own or run a rural business providing products and services to landowners and the rural community, CLA advisers can offer general advice on subjects such as contracts, health and safety, PAYE and trespass.

Typical member issues

- How can I mitigate climate change and reverse biodiversity decline?
- Who can clarify the laws affecting boundaries and rights of way?
- Which alternative businesses could I be running on my land?
- What are my legal responsibilities for animals straying off my land?
- How do I deal with disputes for non-performance or non-payment?
- What are the pros and cons of living by a river?
- When am I liable for clearing up rubbish tipped on my land?
- Which measures do I need to consider when diversifying?
- What are my rights as a landowner regarding my tenants?
- How do I stop neighbours encroaching?
- Who can explain the tax rules relating to landownership?
- How best can I deal with the threat of compulsory purchase?
- What do I need to consider when applying for planning permission?
- If one of my trees dies, who is responsible for cutting it down?
- What rights do utility companies have to come on to my land?



"THANKS, YOUR EMAIL IS MOST HELPFUL. YOU HAVE BEEN MORE USEFUL THAN OUR PAID ACCOUNTANT'S TAX ADVISER."
WALES MEMBER



JUDICAELE HAMMOND
Director of Policy and Advice

A senior policy professional, has overall responsibility for the advisory service to members and the co-ordination of CLA policy.
TEL: 020 7235 0511

THE CLA ADVISORY SERVICE

LEGAL ADVICE



ANDREW GILLETT
Chief Legal Adviser

A solicitor, has overall responsibility for matters covered by the legal advisory team. Also advises on public rights of way, trespass, occupiers' liability, firearms and field sports. TEL: 020 7235 0511



HARRY FLANAGAN
Senior Legal Adviser

A solicitor, advises on all aspects of residential landlord and tenant legislation including farm cottages, the housing of agricultural workers and service occupancies. TEL: 020 7235 0511



HELEN SHIPSEY
Senior Legal Adviser

Originally qualified as a barrister, advises on occupation of agricultural land including agricultural holdings act tenancies, farm business tenancies, grazing agreements and agreements for horses. Also the Treasure Act and metal detecting, MEEs and some aspects of residential tenancies. TEL: 020 7235 0511



ROGER TETLOW
Senior Legal Adviser

A solicitor, advises on general property law, including land registration, conveyancing, business tenancies, easements, private rights of way, commons, water and drainage and sporting rights. TEL: 020 7235 0511



CLAIRE WRIGHT
MRICS
National Access
Adviser

A chartered surveyor, has responsibility for CLA policy on public rights of way and access issues. Also advises on issues arising from public access to countryside. TEL: 020 7235 0511



ROBERTA SACALOFF
Senior Legal Adviser

A solicitor, advises on a number of areas of law, including employment, contractual issues, sale of goods and dispute resolution. TEL: 020 7235 0511

PROPERTY AND BUSINESS ADVICE



ANDREW SHIRLEY
MRICS
Chief Surveyor

A chartered surveyor, has overall responsibility for all matters concerning diversified rural businesses including minerals, infrastructure schemes, compulsory purchase, wayleaves and easements, landlord and tenant issues, business rating and council tax. TEL: 020 7235 0511



SHANNON FULLER
MRTP1
Planning Adviser

A Chartered Town Planner with responsibility for planning issues that affect CLA members. Researches, develops and promotes CLA planning policy. Advises members on planning legislation and implementation. TEL: 020 7235 0511



JONATHAN THOMPSON
Senior Heritage
Adviser

Advises on heritage policy, historic and listed buildings, scheduled monuments and archaeology, parks and gardens, viable uses and grants. TEL: 020 7235 0511



AVRIL ROBERTS
Housing and
Tourism Adviser

Responsible for policy and advice covering the delivery of new housing and the management of existing stock including minimum efficiency standards. Also leads on CLA tourism policy and advice to members. TEL: 020 7235 0511



DR CHARLES TROTMAN
Senior Rural
Business and
Economics Adviser

An economist, advises on business, agricultural and environmental economics, including rural development and grant funding as well as telecommunications. TEL: 020 7235 0511

IMPORTANT INFORMATION

Disclaimer. The Advisory Services are made available to members on the basis that a member's rights to compensation and the liability (if any) of CLA and its officers and/or its staff advisers, are restricted in the following ways. In the event of any advice given by any CLA staff adviser being given negligently or otherwise being incorrect no liability whatsoever is accepted by CLA or its officers or by its staff advisers concerned (a) towards any person who is not the current CLA member to whom the advice was directly given, (b) to any person in respect of consequential loss or loss of profits, or (c) to any person for any sum exceeding £50,000 in respect of any one enquiry (whether made or responded to orally or in writing and whether dealt with at one time or over a period of time).

Any person making use of the Advisory Services accepts such restrictions. If damages restricted to the above financial limits would be inadequate in the circumstances members should consider referring to appropriate professional advisers in private practice before taking any particular course of action potentially or actually involving any substantial amounts of money.

Professional Independent Advice. Please note that whilst the CLA advisers are able to advise on a wide range of subjects relating to landownership, they cannot act in place of a member's own solicitor, accountant, surveyor, tax specialist or planning specialist by, for example, drafting documents or corresponding on their behalf and may be precluded, by the rules of their own professions, from advising one CLA member against another CLA member in the case of conflict.

Solicitors' Indemnity Fund. Solicitors in the CLA Legal Department are not covered by the Solicitors' Indemnity Fund in relation to professional negligence in relation to any advice given by them.

TAXATION ADVICE



LOUISE SPEKE
Chief Taxation
Adviser

Has overall responsibility for tax law and policy. Originally qualified as a solicitor, she advises on a wide range of national tax issues and promotes members' interests on HMRC liaison groups for capital taxes and VAT on property. TEL: 020 7235 0511



JACK BURROUGHS
Private Client and
Taxation Adviser

A solicitor with experience as a private client practitioner in law firms. Advises on the passing on of assets both in life and on death, including wills, trusts and probate issues. Also specialises in advising on the taxation of trusts and surrounding issues. TEL: 020 7235 0511



DANDAN LI
Taxation Adviser

A chartered certified accountant and chartered tax adviser with many years' experience. Advises on a wide variety of tax issues relating to farmers and land-based businesses, including income tax, capital gains tax, capital allowances and VAT. TEL: 020 7235 0511



JIMMY TSE
Senior Taxation
Adviser

A chartered accountant and chartered tax adviser, advises on the taxation of different family business structures and tax compliance. Has substantial experience assisting members on the tax aspects surrounding business restructuring and farm diversification. TEL: 020 7235 0511

REGIONAL ADVICE



DUNCAN ANDERSON MARGETTS
A rural adviser, covers
CLA South West.
TEL: 01249 700200



MARK BURTON
MRICS
A chartered surveyor,
covers CLA South West.
TEL: 01249 700200



LUCY CHARMAN
A rural adviser, covers
CLA South East.
TEL: 01264 358195



HELEN DALE
A rural adviser,
covers CLA Midlands.
TEL: 01785 337010



CHARLES DE WINTON
MRICS
A chartered surveyor,
covers CLA Wales.
TEL: 01547 317085



CHRIS FARR
A rural adviser, covers
CLA South West.
TEL: 01249 700200




ROBERT FREWEN
FRICS FAAV
A chartered surveyor,
covers CLA North.
TEL: 01748 907070



JOHN GREENSHIELDS
MRICS FAAV
A chartered surveyor,
covers CLA Midlands.
TEL: 01785 337010



JANE HARRISON
A rural adviser,
covers CLA North.
TEL: 01748 907070



ANDREW MARRIOTT
A rural adviser, covers
CLA East.
TEL: 01638 590429




FRASER MCAULEY
A senior policy adviser,
covers CLA Wales.
TEL: 01547 317085




EMILY RICHARDSON
A rural adviser,
covers CLA North.
TEL: 01748 907070



ROSIE SALT-CROCKFORD
MRICS
A chartered surveyor,
covers CLA South East.
TEL: 01264 358195



EMILY THOMAS
A policy and
engagement adviser,
covers CLA Wales.
TEL: 01547 317085



ELEANOR WILLATS
A rural adviser, covers
CLA East.
TEL: 01638 590429




TIM WOODWARD
FRICS
A chartered surveyor,
covers CLA East.
TEL: 01638 590429

LAND USE ADVICE



SUSAN TWINING
Chief Land Use
Policy Adviser

Has overall responsibility for agriculture, environment and land use policy. Advises on agriculture policy, environmental markets and land use. TEL: 020 7235 0511



SARA BROUILLETTE
Senior Adviser on
Environment

Advises on environmental policy related to land use and nature conservation, including natural capital, environmental markets, environmental land management schemes, species reintroductions and designated sites. TEL: 020 7235 0511



GRAHAM CLARK
MRICS
Senior Adviser on
Forestry and Energy

Advises on forestry policy, regulation and incentives including grants and funding for woodland creation and management, tree health and felling licenses. Advises on energy policy related to grid capacity and renewable energy. TEL: 01249 700200



CAMERON HUGHES
MRICS
Adviser on Agriculture

Advises on agriculture policy, including the agricultural transition plan, Sustainable Farming Incentive, Countryside Stewardship, productivity grants and other support. Lead adviser for RPA issues including Basic Payment Scheme. TEL: 020 7235 0511



MATTHEW DORAN
Adviser on Climate
Change and Water

Advises on climate mitigation, adaptation and net zero related to land use. Also advises on water resource management, abstraction and private water supplies, water and air quality issues. TEL: 020 7235 0511

"THANK YOU SO MUCH FOR THIS! IT'S BRILLIANT AND HAS REALLY HELPED ME SORT EVERYTHING OUT. REALLY APPRECIATE ALL OF YOUR HELP."
CHESHIRE MEMBER



COMMUNITY

VALUABLE CONNECTIONS TO EXTEND YOUR CONTACTS

CLA membership can help you make the most of your land, property and business – whatever the scale. We run a range of events, from social and business events to exclusive networking groups, there are partnership opportunities and ways to access rural services and suppliers, as well as potential new customers.



We have local teams across England and Wales. Each represents thousands of members, from people with less than an acre to some of the country's biggest estates and most renowned farmers. Please contact your CLA team for practical support and local knowledge whenever you need it. And do make sure we have up-to-date contact details for you so you always know what's going on.



CLA NORTH
LUCINDA DOUGLAS
Cleveland, Cumbria, Durham, Lancashire, Northumberland, Yorkshire.



CLA MIDLANDS
SOPHIE DWERRYHOUSE
Cheshire, Derbyshire, Herefordshire, Leicestershire, Rutland, Shropshire, Staffordshire, Warwickshire, Worcestershire.



CLA WALES
NIGEL HOLLETT



CLA SOUTH WEST
ANN MAIDMENT
Cornwall, Devon, Dorset, Gloucestershire, Somerset, Wiltshire.



CLA EAST
CATH CROWTHER
Bedfordshire, Cambridgeshire, Essex, Hertfordshire, Lincolnshire, Middlesex, Norfolk, Northamptonshire, Nottinghamshire, Suffolk.



CLA SOUTH EAST
TIM BAMFORD
Berkshire, Buckinghamshire, Hampshire, Isle of Wight, Kent, Oxfordshire, Surrey, Sussex.

As a CLA member, you are part of an alliance of the foremost rural landowners in England and Wales. This exclusive network offers you the chance to make valuable new contacts and be an intrinsic part of the rural community.

CLA members form a significant rural group. As part of our unique community you are able to:

- socialise with fellow landowners and rural business owners;
- gain access to specialist rural suppliers and services;
- raise the profile of your estate or farming business;
- make contact with potential customers and clients; and
- exchange views and share experience with those running similar enterprises in other parts of the country.

Social and technical events

You can meet other members and improve your knowledge base at a range of events run by your local team including AGMs, estate visits, roadshows and webinars.

Regional and national connections

As a member, you can tap into local knowledge and share ideas and best practice with others from around the country through CLA's discussion forums, both in real life and online.

Networking potential

Our extensive network offers landowners the ability to meet professionals who understand the rural way of life. Likewise, rural professionals can meet potential clients and come together to explore opportunities for new business.

Rural business contacts

Membership gives you the opportunity to raise your profile with the people who can make your enterprise a success – potential customers, clients, services and suppliers.

CLA Business Directory

Use this directory of CLA member businesses to help find the specialist rural suppliers and services you need. It is updated annually and sent to all CLA members as well as being available to all users of the CLA website.

Advertising options

CLA publications provide a variety of ways for you to promote your products and services directly to CLA members.

London venue

You can use the CLA's head office in central London for business meetings and social functions, within the Government guidelines for gatherings.

CLA London Branch

Designed for members who have strong rural connections but spend a good deal of their time in London, CLA London Branch is open to all CLA Landowning, Business and Professional members, regardless of location. Those who join this group benefit from unique London-based events with prominent speakers on topical issues.

Partnership opportunities

You can raise the profile of your estate, or reinforce your organisation's position as a thought leader in its area of expertise alongside CLA lobbying priorities. In-person and online initiatives include conferences, webinars, podcasts, drinks receptions and AGMs.



"SO OFTEN CONSUMERS COMPLAIN ABOUT POOR SERVICE SO IT IS WONDERFUL WHEN AN ORGANISATION CAN BE COMPLIMENTED ON THE SERVICE THEY DELIVER."
HEREFORDSHIRE MEMBER



CLA members' passion for rural life and the countryside led them to found the CLA Charitable Trust in 1980.

It is dedicated to helping those who are disabled or disadvantaged to visit and participate in learning experiences about the countryside.

Since its creation, the Trust has made a real difference to many lives, giving more than £2m in grants to a wide variety of projects.

Email charitabletrust@cla.org.uk to find out how you can help.


Registered Charity No. 280264



MEMBER SERVICES

SUPPORT FROM PROVIDERS WHO UNDERSTAND YOUR NEEDS

As a CLA member, you have access to services specially negotiated with carefully selected providers who understand members' needs and share CLA's values. These additional services complement your membership and are relevant to your land, property and business interests.



CLA Member Services can help you protect your land and property through a wide range of bespoke insurance solutions, save money on health insurance and secure the best business rates on energy. For further details please contact the relevant member service partner as detailed on the opposite page or email the CLA directly (memberservices@cla.org.uk).



Insurance for you and the rural community

CLA Insurance is a unique partnership between the CLA and A-Plan Holdings. It has been protecting the rural community for a generation and has a proven track record for delivering solutions that others cannot. Its policies are tailored to your individual needs and cover a range of risks including but not limited to: farm and estate combined; home including fine art and valuables; shoot cancellation; environmental impairment liability; motor including agricultural fleets; rural legal expenses; trustee indemnity; and engineering risks.

Contact CLA Insurance advisers with a summary of your requirements and make sure to provide your renewal dates too so that they can call you nearer the time to help you with your insurance needs.



A healthcare package to meet your needs

CLA Healthcare is a service provided by Howden Employee Benefits & Wellbeing Limited, and has been providing independent and impartial advice to CLA members for over a decade. With CLA Healthcare you can be confident that you have the best healthcare in place for you, your family and your employees.

Contact CLA Healthcare advisers and benefit from a free, no obligation healthcare review; advice on the healthcare options available; and expert negotiation on health insurance packages. Services include private medical insurance, life assurance and dental insurance.



Expert energy advice for members with businesses

CLA Energy Services is provided by Troo Limited, delivering industry-leading energy procurement and ongoing support. Specially formed to help CLA members reduce their business expenditure on electricity, gas and water, the CLA Energy Services team can also offer advice on utility cost optimisation and legislative compliance.

If you are a member with a registered business, contact CLA Energy Services for a free assessment of your current energy contracts; help to negotiate the best rates available; and on-going account management and advice.

IMPORTANT NOTICE The products offered within the CLA Member Services programme are provided by the suppliers mentioned and not by the CLA itself. CLA merely acts as an introducer. The CLA has exercised reasonable care in selecting the suppliers, taking account of a range of matters, which might include product range, pricing and/or service levels, depending on the service in question. However, the CLA cannot and does not give any guarantee or accept any responsibility to members as to the value for money or suitability of any particular product. It is the member's decision whether to select the product, after having taken professional advice if necessary. Members should note that the CLA may receive commission or other payments from suppliers in respect of their status as "preferred suppliers" and/or in respect of products sold to CLA members. By using CLA Member Services, members agree that the CLA may retain all such payments. Details of such payments will be provided in respect of particular products, or on request.

USEFUL CONTACTS



ADVERTISING OPPORTUNITIES

Land & Business – For display and classified advertising rates in the CLA's monthly magazine contact Redactive Media Group.
T: 020 7324 2776 (Display) E: cla@redactive.co.uk
T: 020 7324 2774 (Classified)

CLA Business Directory (print and online) – For listings and display advertising rates contact Redactive Media Group.
T: 020 7324 2774 E: cla@redactive.co.uk

CLA Diary – For advertising rates contact Lansdowne Publishing Partnership Ltd.
T: 0161 872 6667 E: sales@lansdownepublishing.com

ADVISORY HANDBOOKS

CLA Advisory Handbooks are listed on the CLA website. To buy copies call the London office (please have your membership number and credit card details to hand).
T: 020 7235 0511

CLA CHARITABLE TRUST (Registered Charity No. 280264)

For help with fundraising or for information on how to donate or apply for a grant, contact the Trust Administrator.
T: 020 7235 0511 E: charitabletrust@cla.org.uk

CLA LONDON BRANCH

For membership details call the London office.
T: 020 7235 0511

CLA MEMBER SERVICES

For further details on any aspect of CLA Member Services, you can contact the CLA directly.
E: memberservices@cla.org.uk

CLA Insurance – Call or email for a no obligation quotation or register to be contacted closer to your renewal date.
T: 01234 230295 E: insurance@cla.org.uk
www.clainsurance.co.uk

CLA Healthcare – Speak to CLA Healthcare advisers for free advice on healthcare options.
T: 01274 717361 E: healthcare@cla.org.uk
www.clahealthcare.co.uk

CLA Energy Services – Contact the CLA Energy Services team for a free initial assessment of your business needs.
T: 0808 164 6151 E: energyservices@cla.org.uk
www.claenergyservices.org.uk

ENEWS MAILINGS

To receive enews provide your email address to your local office. See "Local Offices" below.

GUIDANCE NOTES

Members can access CLA Guidance Notes through the CLA website or your local office.
www.cla.org.uk See "Local Offices" below.

LAND & BUSINESS MAGAZINE

For editorial enquiries contact the Editor.
T: 020 7235 0511

LOCAL EVENTS

Details can be found on the CLA website or via your local office.
www.cla.org.uk See "Local Offices" below.

LOCAL OFFICES

CLA EAST	T: 01638 590429	E: east@cla.org.uk
CLA MIDLANDS	T: 01785 337010	E: midlands@cla.org.uk
CLA NORTH	T: 01748 907070	E: north@cla.org.uk
CLA SOUTH EAST	T: 01264 358195	E: southeast@cla.org.uk
CLA SOUTH WEST	T: 01249 700200	E: southwest@cla.org.uk
CLA WALES	T: 01547 317085	E: wales@cla.org.uk

LONDON VENUE – 16 BELGRAVE SQUARE

For availability and rates call the London office.
T: 020 7235 0511

PARTNERSHIP OPPORTUNITIES

To explore the range of opportunities available call the London office.
T: 020 7235 0511

WEBSITE – WWW.CLA.ORG.UK

If you are having problems accessing the website call the London office.
T: 020 7235 0511

CLA BENEFITS AT A GLANCE



INFLUENCE

Ability to influence decision-makers



KNOWLEDGE

Insight on issues that affect your land and business



ADVICE

Expert guidance to help manage your land and business



COMMUNITY

Valuable connections to extend your contacts



MEMBER SERVICES

Support from providers who understand your needs